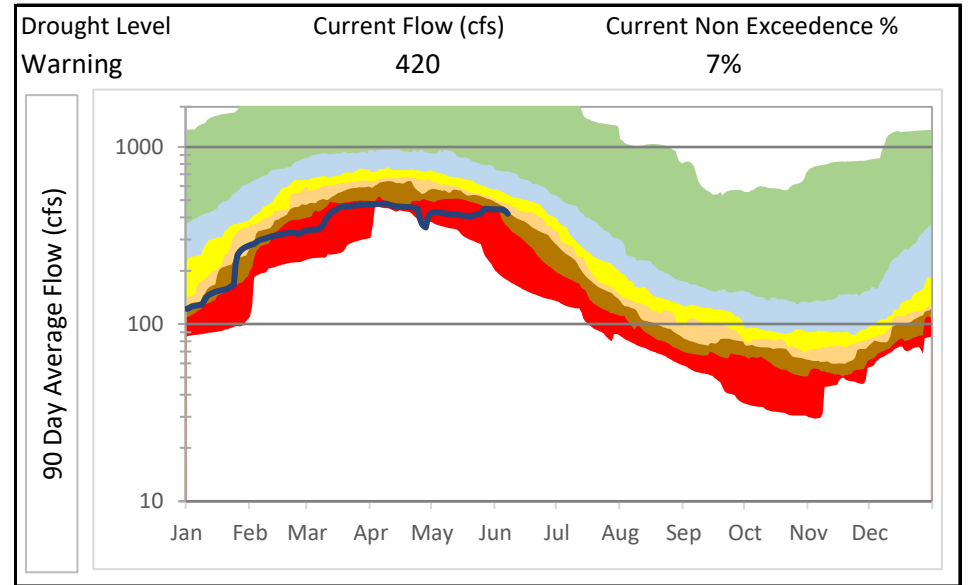
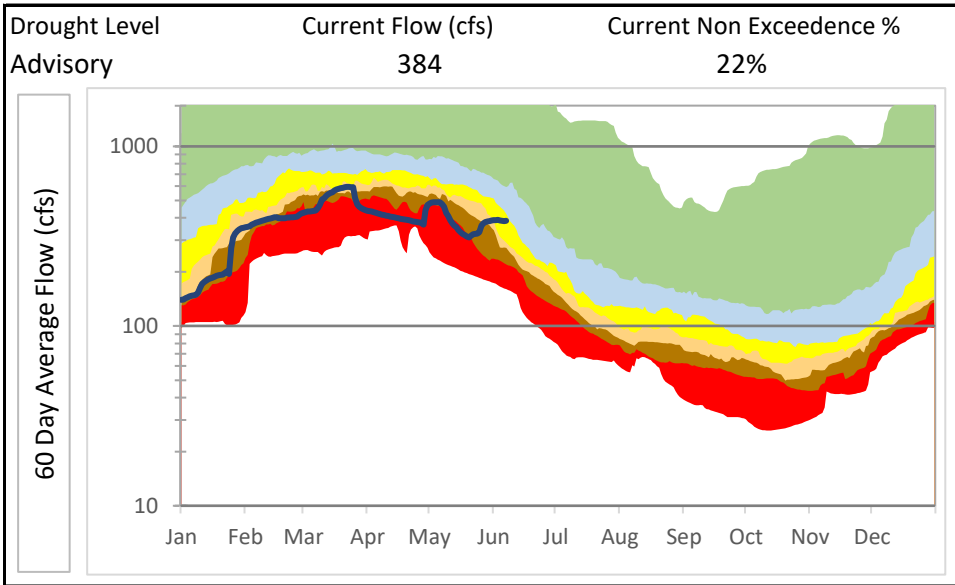
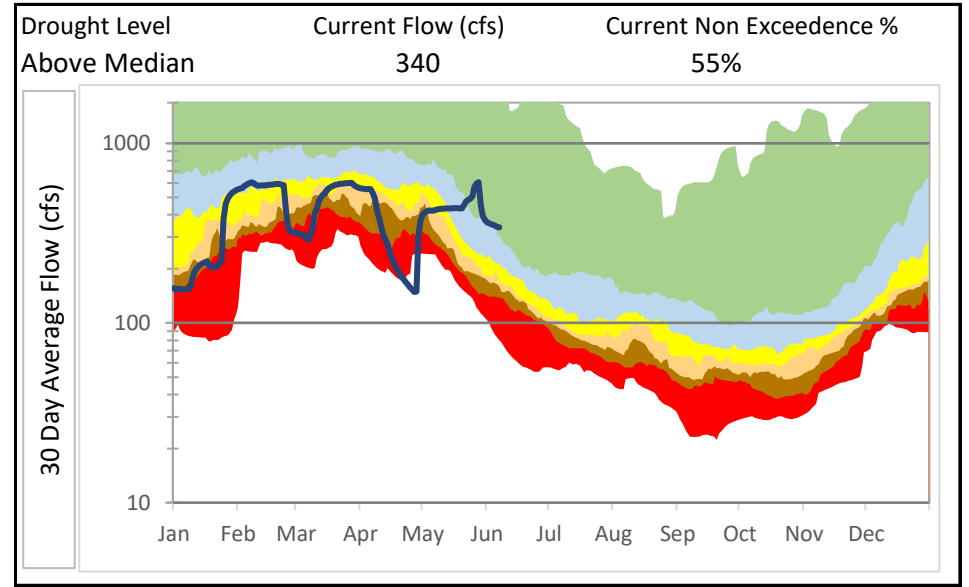
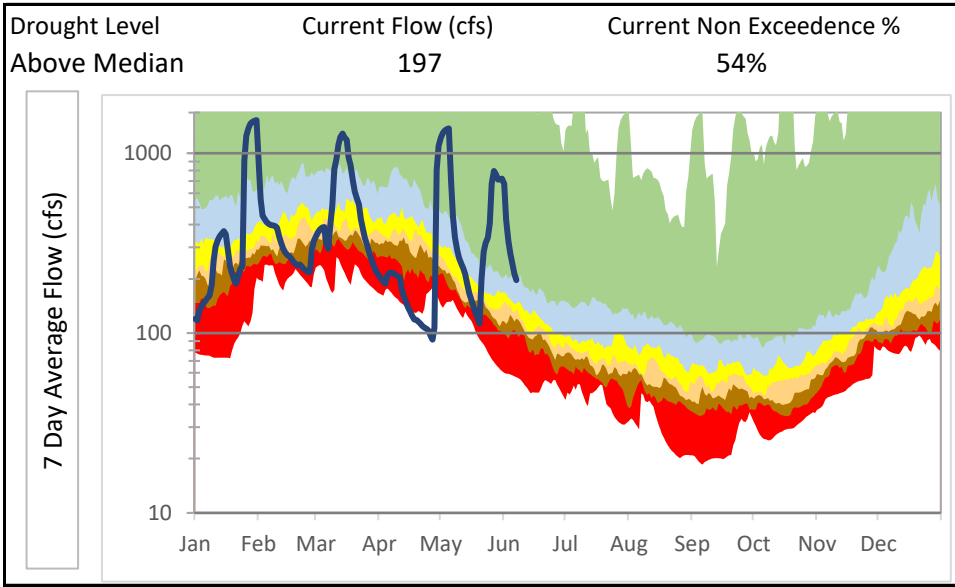


Gage #: 02438000

Name: BUTTAHATCHEE RIVER BELOW HAMILTON AL

Period of Record: 1/1/1951 -

6/7/2026



**Legend:** > 50% 50% - 25% 25% - 15% 15% - 10% 10% - 5% <5% current year data

\*Disclaimer: USGS data used for this analysis. There may be some data gaps and/or provisional data

Gage #: 02438000

Name: BUTTAHATCHEE RIVER BELOW HAMILTON AL

Low Flow Statistics - Unregulated Site

Period of Record: 1/1/1951 - 6/7/2026

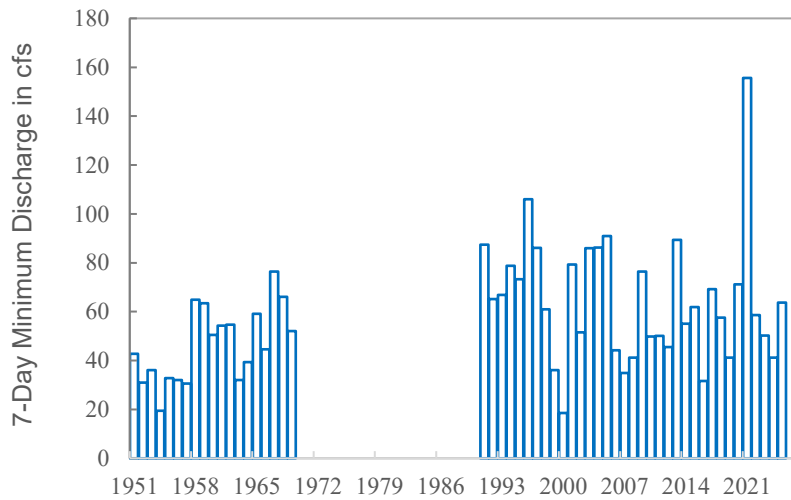
Average Flow: 536 cfs

Drainage Area: 277 square miles

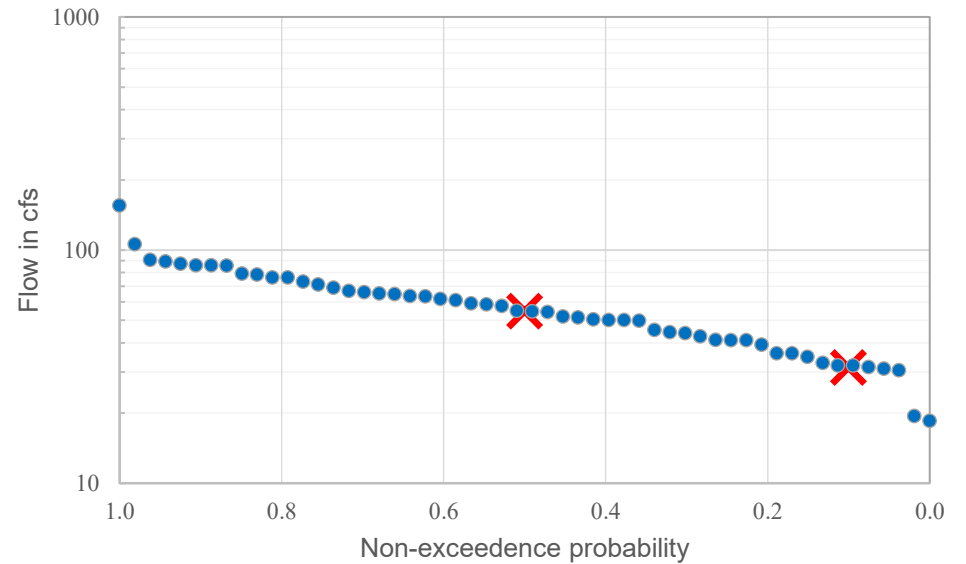
FLOW-DURATION CHARACTERISTICS

Percent Discharge	5	10	25	50	75	90	95	99	Discharge, in cubic feet per second, which was exceeded for indicated percentage of days
	1,860	1,160	544	231	108	68	52	34	

Plot of 7-Day Minimum Flows



Low-Flow (7-Day Minimum) Frequency Curve



LOW-FLOW CHARACTERISTICS

Low-Flow Characteristic  
7Q2  
7Q10

Discharge (CFS)  
54.7  
31.4

MONTHLY STATISTICS

	<u>Jan</u>	<u>Feb</u>	<u>Mar</u>	<u>Apr</u>	<u>May</u>	<u>Jun</u>	<u>Jul</u>	<u>Aug</u>	<u>Sep</u>	<u>Oct</u>	<u>Nov</u>	<u>Dec</u>	<u>Annual</u>
Monthly 7Q2	296	376	385	334	161	103	90	73	63	68	105	188	55
Monthly 7Q10	149	226	230	176	104	65	49	39	34	40	60	89	31

Gage #: 02438000

Name: BUTTAHATCHEE RIVER BELOW HAMILTON AL

Monthly Analysis

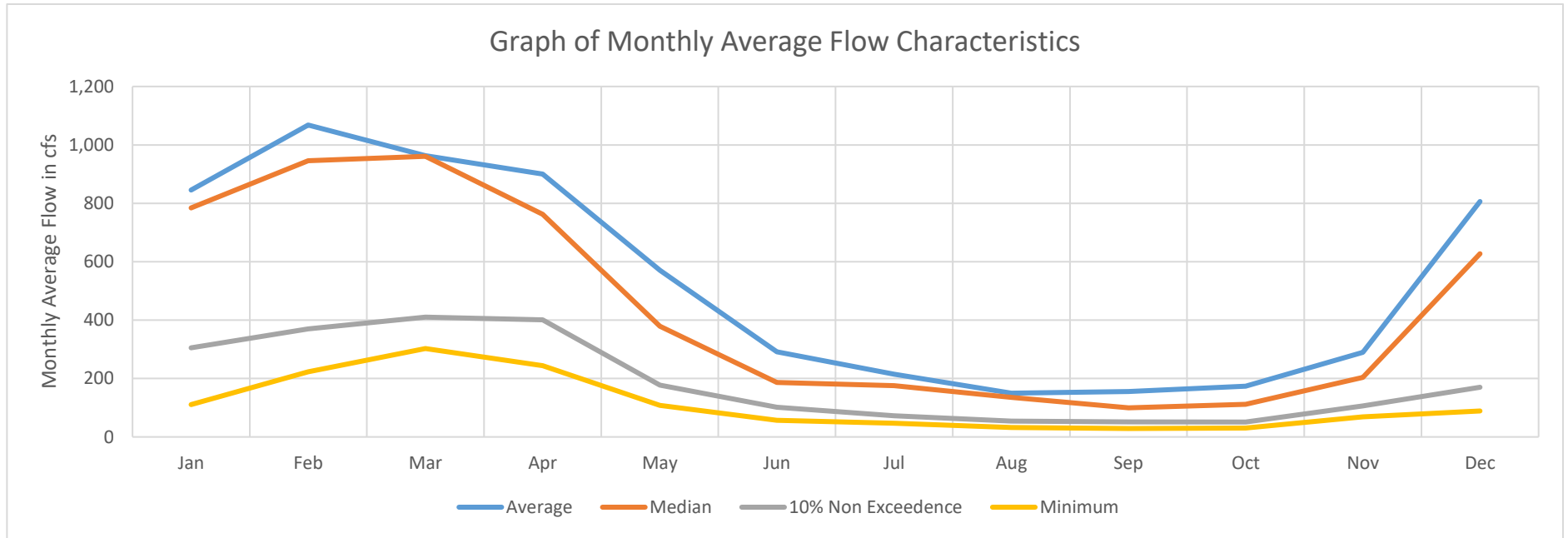
Period of Record:

1/1/1951

-

6/7/2026

Statistics of Monthly Average Flows



MONTHLY STATISTICS

	<u>Jan</u>	<u>Feb</u>	<u>Mar</u>	<u>Apr</u>	<u>May</u>	<u>Jun</u>	<u>Jul</u>	<u>Aug</u>	<u>Sep</u>	<u>Oct</u>	<u>Nov</u>	<u>Dec</u>
Average	845	1,068	963	900	571	291	214	150	155	174	289	806
100%	2,028	3,361	1,994	2,463	2,694	1,776	707	424	770	1,389	1,555	2,918
98%	1,985	2,479	1,903	2,283	1,854	1,415	619	383	560	489	1,381	2,393
95%	1,707	1,993	1,712	1,853	1,525	749	569	300	389	417	737	2,312
90%	1,501	1,793	1,433	1,569	1,414	487	490	249	287	326	520	1,836
75%	1,021	1,484	1,239	1,104	742	341	242	180	176	194	361	1,028
50%	785	946	961	762	379	186	175	136	100	111	203	627
25%	533	611	679	585	234	136	103	88	73	76	118	292
10%	305	370	410	401	178	102	72	54	52	51	106	170
5%	268	334	366	326	147	95	61	48	47	41	91	141
2%	247	312	315	277	127	79	50	43	42	37	86	119
0%	111	223	303	244	108	57	47	33	29	30	69	89